

PRESENT SITUATION OF MINING IN CASTILLA Y LEÓN

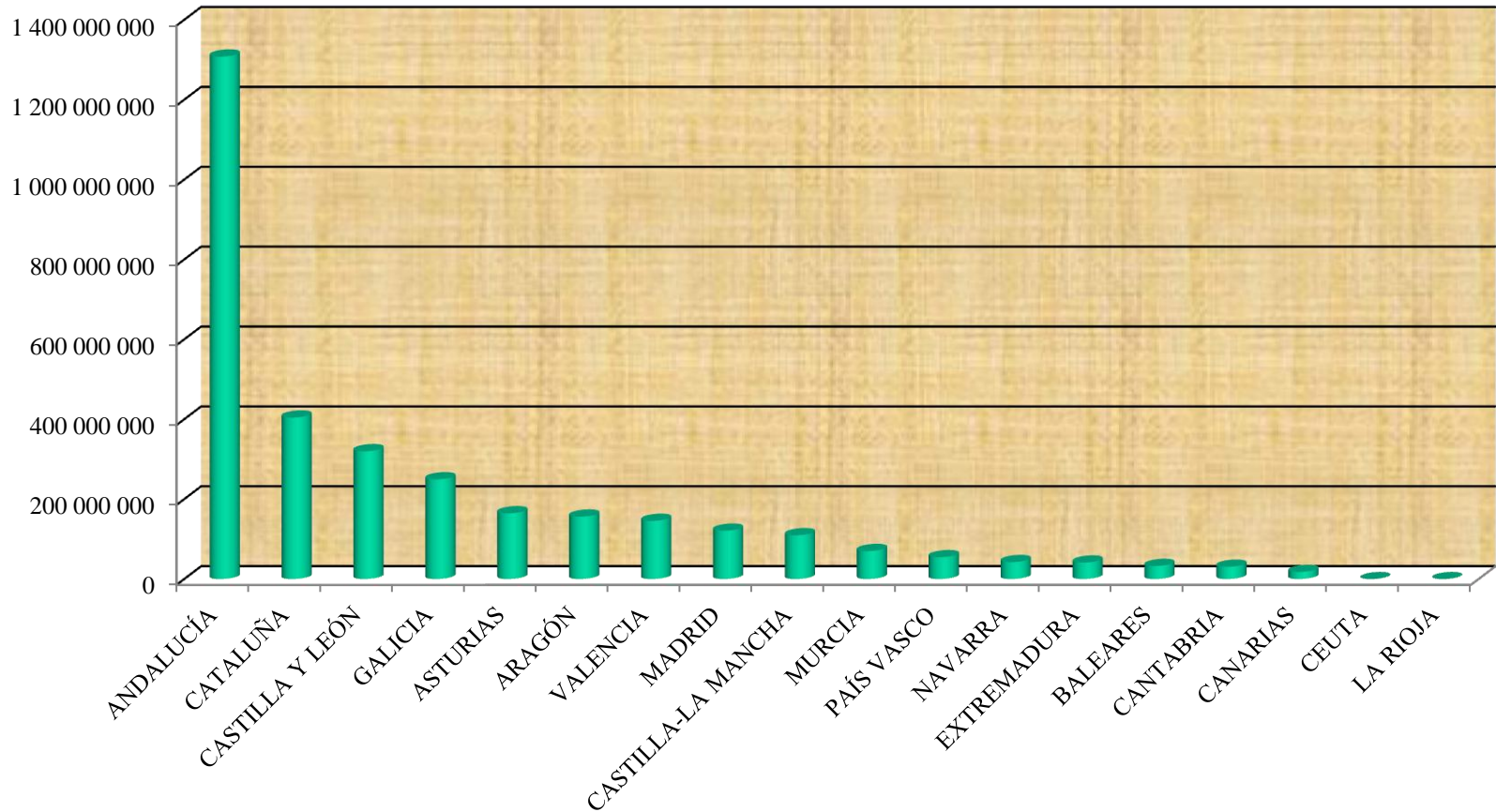
Ricardo González Mantero

**General Director for Energy and Mining
Castilla y León Regional Government**

MINING IN SPAIN - 2017

REGION	JOBS	%	OUTPUT VALUE	%
ANDALUCÍA	6.818	23,20%	1.308.160.214	39,88%
CATALUÑA	3.691	12,56%	404.422.921	12,33%
CASTILLA Y LEÓN	3.374	11,48%	320.113.833	9,76%
GALICIA	3.440	11,71%	249.726.207	7,61%
ASTURIAS	2.956	10,06%	164.779.799	5,02%
ARAGÓN	1.705	5,80%	156.366.337	4,77%
VALENCIA	1.597	5,43%	145.793.281	4,44%
MADRID	675	2,30%	121.226.869	3,70%
CASTILLA-LA MANCHA	1.483	5,05%	109.705.054	3,34%
MURCIA	868	2,95%	70.307.909	2,14%
PAÍS VASCO	477	1,62%	54.767.611	1,67%
NAVARRA	345	1,17%	42.529.589	1,30%
EXTREMADURA	839	2,86%	41.326.760	1,26%
BALEARES	461	1,57%	32.861.442	1,00%
CANTABRIA	364	1,24%	30.927.920	0,94%
CANARIAS	292	0,99%	17.891.262	0,55%
CEUTA	5	0,02%*		
LA RIOJA	250	0,85%*		
TOTALES	29.385	100%	3.279.967.678	100%

OUTPUT VALUE OF MINING (€)



MINING EXPLOITATIONS IN SPAIN - 2017

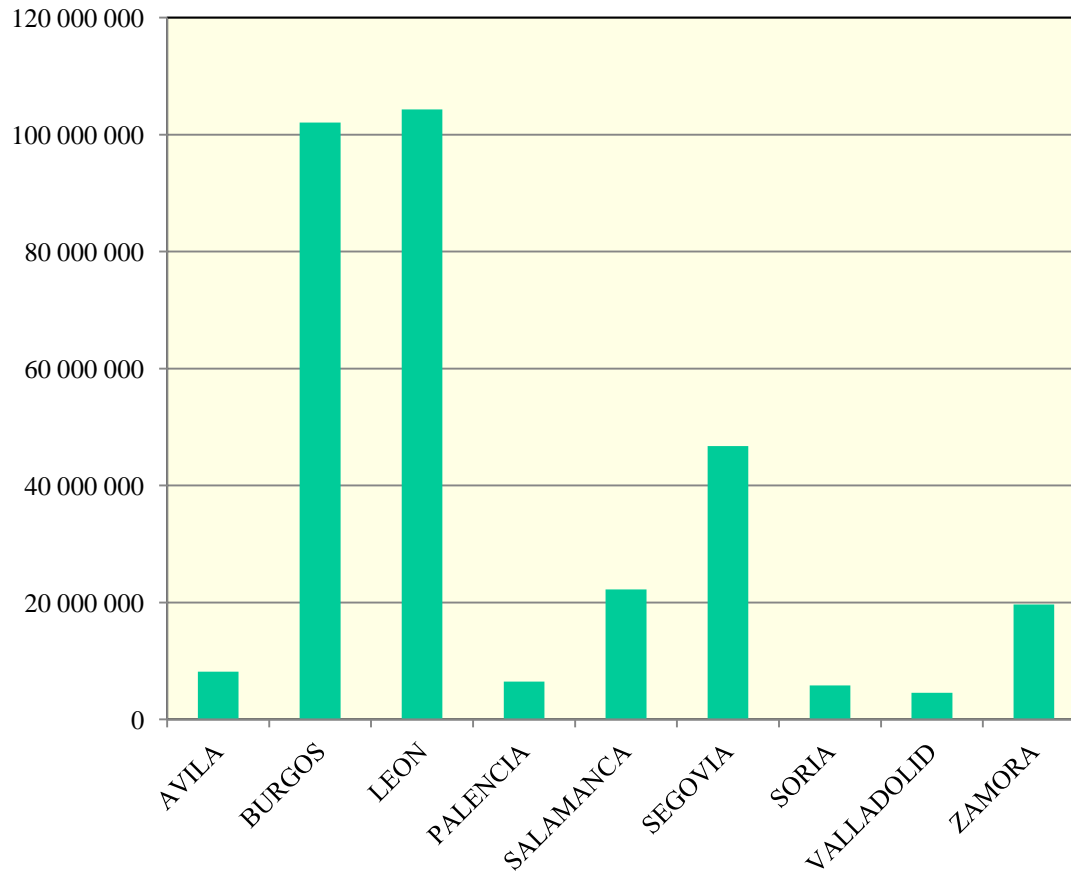
	COAL	HYDROCARBONS	METALLIC MINERALS	INDUSTRIAL MINERALS	ORNAMENTAL STONE	QUARRY PRODUCTS	TOTAL
ANDALUCÍA		3	5	38	69	354	469
CASTILLA Y LEÓN	6	1	1	20	85	319	432
CATALUÑA		6		5	43	336	390
CASTILLA-LA MANCHA				22	14	256	292
GALICIA			1	15	104	109	229
ARAGÓN	2			22	43	136	203
VALENCIA				20	27	122	169
MURCIA				5	41	47	93
EXTREMADURA				2	19	57	78
BALEARES				3	23	47	73
ASTURIAS	6		1	9	1	44	61
CANARIAS				3		54	57
PAÍS VASCO				2	9	38	49
LA RIOJA		1				46	47
MADRID				3	8	31	42
NAVARRA				3	2	37	42
CANTABRIA				5	4	23	32
CEUTA						1	1
TOTALES	14	11	8	177	492	2057	2759

REMIX
WROCLAW - mayo 2019

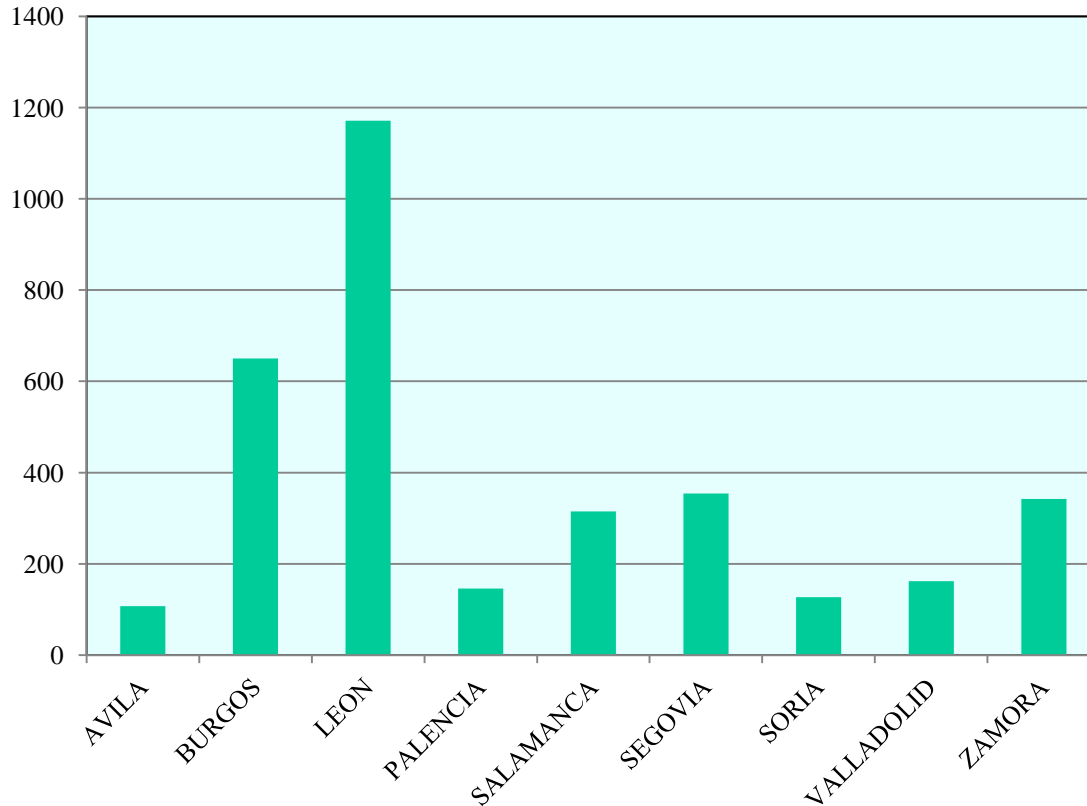
CASTILLA Y LEÓN 2017 (MITECO)	1 a 9		10 a 19		20 a 49		50 a 99		100 a 499		500 Y más		TOTAL	
	EXPL	EMPL	EXPL	EMPL	EXPL	EMPL	EXPL	EMPL	EXPL	EMPL	EXPL	EMPL	EXPL	EMPL
ANTHRACITE COAL	1	2	2	30	1	37	1	50					5	119
CLAY	24	46	1	10									25	56
SPECIAL CLAY			1	17	1	26							2	43
SILICA SAND	16	53	2	21	2	68							20	142
SAND AND GRAVEL	199	624	6	66									205	690
ORNAMENTAL SANDSTONE	12	36	1	18									13	54
ORNAMENTAL LIMESTONE	27	94	2	21									29	115
LIMESTONE QUARRY	39	177	10	131	1	22							50	330
KAOLIN					1	37							1	37
HORNFELS	1	6	1	12	1	38							3	56
ORNAMENTAL QUARTZITE	5	13											5	13
QUARTZITE QUARRY	3	8			1	22							4	30
QUARTZ	2	15	1	12	1	44							4	71
DIORITE	1	2											1	2
DOLOMITE	2	4											2	4
FELDSPAR	2	12			2	80							4	92
GLAUBERITE									2	237			2	237
ORNAMENTAL GRANITE	5	19	1	12									6	31
GRANITE QUARRY	5	20											5	20
HYDROCARBONS			1	15									1	15
HARD COAL									1	168			1	168
MAGNESITE			1	18									1	18
ORNAMENTAL MARBLE	2	3											2	3
OTHER MINERALS	1	7											1	7
ORNAMENTAL SLATE	12	31	5	67	7	215	4	259	2	260			30	832
PORPHYRY			1	14									1	14
SPRING SALT	3	7											3	7
PEAT	2	4											2	4
TUNGSTEN									1	139			1	139
GYPSUM	1	2	2	23									3	25
TOTAL	365	1185	38	487	18	589	5	309	6	804	0	0	432	3374
	84,49%	35,12%	8,80%	14,43%	4,17%	17,46%	1,16%	9,16%	1,39%	23,83%	0,00%	0,00%		

CASTILLA Y LEÓN (2017)	JOBS	OUTPUT VALUE (€)	NUM. EXPLOT.
AVILA	107	8.196.155	21
BURGOS	650	102.092.860	81
LEON	1.171	104.336.521	67
PALENCIA	146	6.469.442	27
SALAMANCA	315	22.246.096	27
SEGOVIA	354	46.751.627	81
SORIA	127	5.803.565	31
VALLADOLID	162	4.581.979	51
ZAMORA	342	19.635.588	46
TOTALES	3.374	320.113.833	432

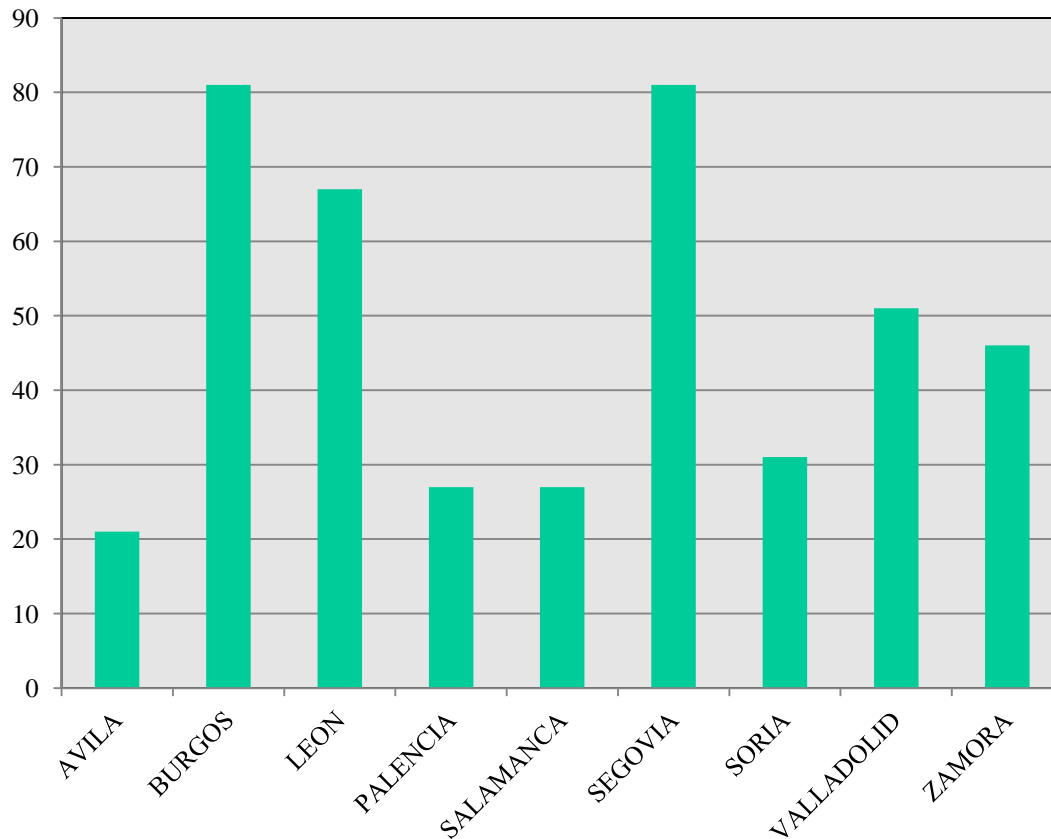




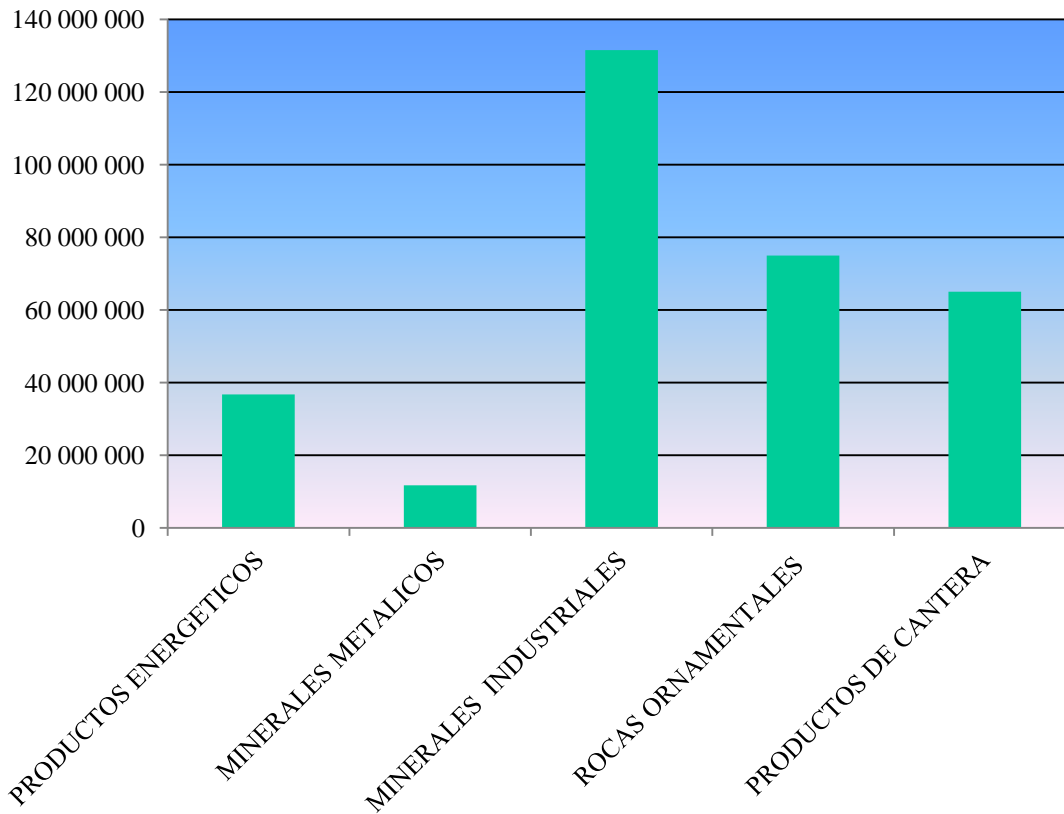
**OUTPUT VALUE OF MINING IN
CASTILLA Y LEÓN (€) - 2017**



**DIRECT JOBS IN MINING IN CASTILLA
Y LEÓN - 2017**

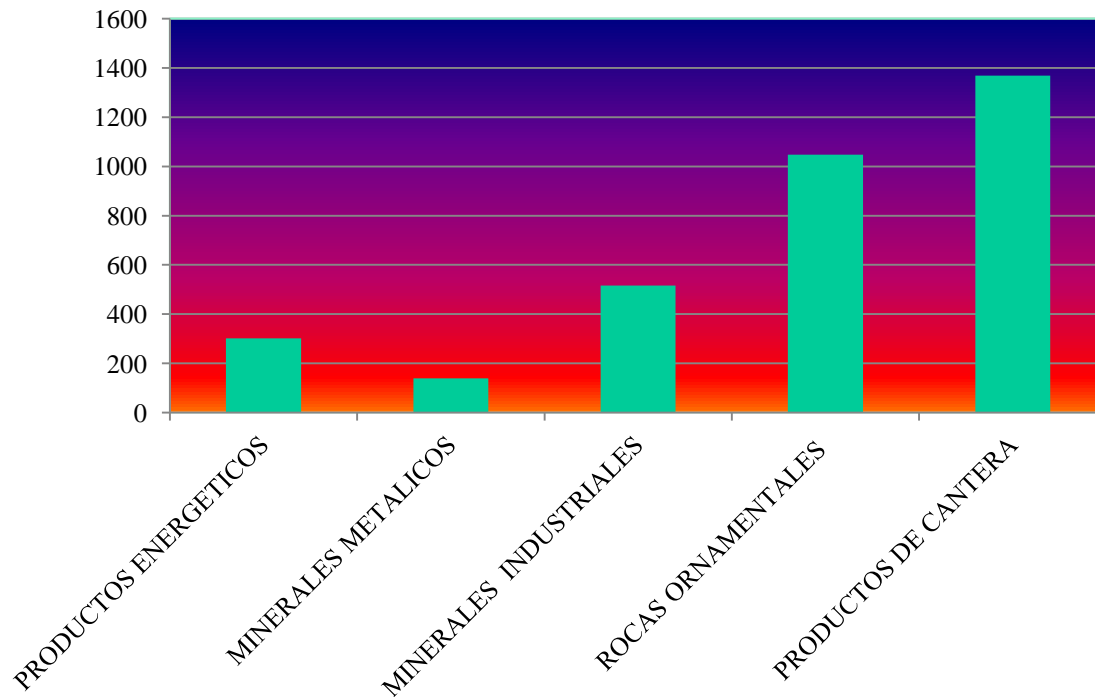


**NUMBER OF MINING EXPLOITATIONS
IN CASTILLA Y LEÓN - 2017**



CASTILLA Y LEON 2017	VALOR PRODUCCION	%
PRODUCTOS ENERGETICOS	36.785.122	11,49%
MINERALES METALICOS	11754325	3,67%
MINERALES INDUSTRIALES	131.540.915	41,09%
ROCAS ORNAMENTALES	75.016.135	23,43%
PRODUCTOS DE CANTERA	65.017.336	20,31%
TOTALES	320.113.833	100,00%

**OUTPUT VALUE OF MINING IN
CASTILLA Y LEÓN - 2017**



CASTILLA Y LEÓN 2017	EMPLEO	%
PRODUCTOS ENERGETICOS	302	8,95%
MINERALES METALICOS	139	4,12%
MINERALES INDUSTRIALES	516	15,29%
ROCAS ORNAMENTALES	1.048	31,06%
PRODUCTOS DE CANTERA	1.369	40,57%
TOTALES	3.374	100,00%

**DIRECT JOBS IN MINING IN
CASTILLA Y LEÓN - 2017**

MAIN UPCOMING PROJECTS

1.- Open cast magnesite mine, UE critical raw material, mining concession "**SAN PABLO**" Nº **1.373**, granted on June, 4th 2013, located in Borobia (Soria). Owner: MAGNESITAS Y DOLOMIAS DE BOROBIA, S.L. (MAGNA GROUP). In operation.

The owners pretend the project to be enlarged to a new concession SAN ROQUE. The accumulated reserves support also a new factory to roast the magnesite to obtain magnesium oxide.

2.- Open cast tungsten mine, UE critical raw material, mining concession **BARRUECOPARDO** Nº **6.432-10**, granted on November 18th 2014, located in Barruecopardo (Salamanca). Owner: SALORO, S.L.U. (Ormonde Group). Starting operation.



MAIN UPCOMING PROJECTS

3.- Open cast uranium mine, mining concession **RETORTILLO-SANTIDAD N°6.605-10**, granted on April 25th de 2014, located in Retortillo (Salamanca). Owner: BERKELEY MINERA ESPAÑA, S.L..

The project is still pending of the national permit to build the radioactive processing plant.

4.- Open cast tungsten mine, mining concession **VALTREIXAL** (Zamora), requested by DAYTAL RESOURCES SPAIN, S.L., (ALMONTY GROUP). DAYTAL RESOURCES SPAIN, S.L. is currently exploiting another tungsten mine, located in Los Santos and Fuenterroble de Salamanca.

The project could be complemented with a 5.000 t/year ferrotungsten plant.

5.- Underground iron mine, mining concessions **COTO WAGNER**, located in Molinaseca (León). Owner: INTAUXMA, SA. The new project is currently under environmental evaluation.



MAIN UPCOMING PROJECTS

6.- Advanced research permits: main prospects

Lead and zinc ore in Sobrado, Toral de los Vados and Corullón (León). Underground mine.

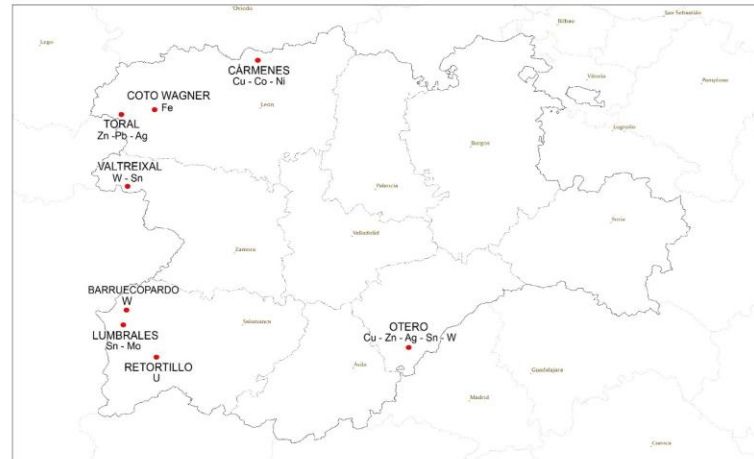
Tin ore in Lumbrales (Salamanca). Underground mine.

Gold and other metals ore in Cármenes-Valverdín (León). Underground mine.

Polymetallic ore in Otero de Herreros (Segovia). Underground mine.

White clay in Casarejos (Soria). Open cast mine.

Slate in Benuza (León). Underground mine.



EUROPEAN PROJECTS



Cross-border Cooperation Spain and Portugal. Goal: development og metal mining capacities in North and Central Portugal and Castilla y León. **INTERREG-POCTEP: ESMIMET**, end in 2019.

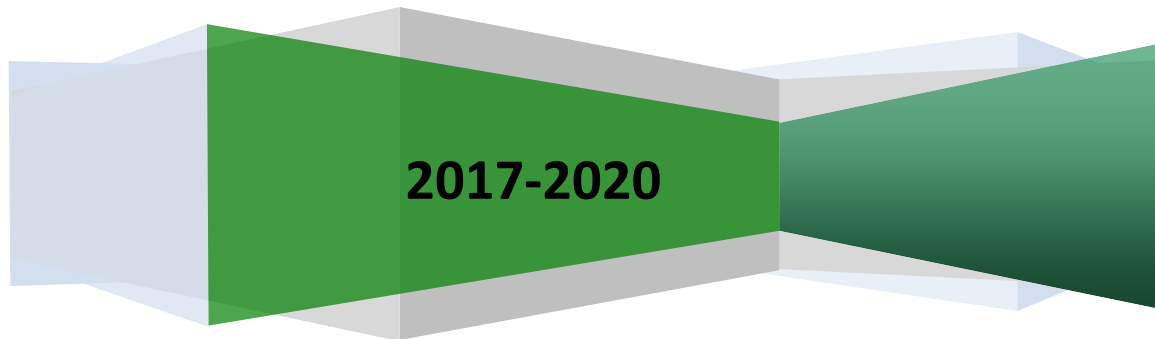
MIREU, Horizonte 2020. Goal: creation of a network of mining and metallurgy regions in Europe, to ensure raw materials provision in Europe. End in 2020.



MINERAL RESOURCES STRATEGY IN CASTILLA Y LEÓN 2020

Approved by the Regional Government on August 24th, 2017.

Enriched by citizen participation through open government and sector participation through the Regional Mining Commission.



Goals:

- 1.- Boost economic activity and job creation in the mining sector, through 33 actions, among them those addressed to enhance the value of the geomining heritage in the Region and those directed to facilitate the entrepreneurial activity.
- 2.- Highlight the important mining potential in the Region, and adopt the administrative measures to facilitate the development of mining projects, supporting the mining areas and industries, and seeking for the internacionalization of the sector.
- 3.- Contribute to the development of the industrial and productive fabric through the enhancement of mineral resources exploitation, upgrading its productive capacity to improve competitiveness and job creation.

STRATEGIC AXES	NUM.	LINES
1.- MINING AND ENVIRONMENTAL PLANNING	1	<i>Mining potential</i>
	2	<i>Legal regulation</i>
	3	<i>Enviromental action</i>
2.- SUPERVISORY CONTROL	1	<i>Inspection</i>
	2	<i>Specific intervention</i>
3.- ENHANCEMENT OF ECONOMIC VALUE	1	<i>Territorial</i>
	2	<i>Entrepreneurial</i>
4.- ADMINISTRATIVE EFFICIENCY	1	<i>Structural</i>
	2	<i>Operative</i>
5.- KNOWLEDGE AMANGEMET	1	<i>Education</i>
	2	<i>Information</i>

Actions to improve infrastructures in coal areas 2013-2018 and 2019-2027

Nº	ACTUACIONES	MUNICIPIO	CUANTIA INVERSION	IRMC	JCYL
1	Restauración en explotación de carbón a cielo abierto Nueva Julia en los términos municipales de Cabrillanes y Villablino (León)	Municipios	24.346.882,12 €	18.260.161,59 €	6.086.720,53 €
2	Depuración en Espacio Natural en la montaña palentina	Varios	4.462.748,51 €	3.347.061,38 €	1.115.687,13 €
3	Depuración en localidades de Espacio Natural en Vegacervera	Vegacervera	3.950.414,66 €	2.962.811,00 €	987.603,67 €
4	Depuración en localidades de Espacio Natural en San Emiliano	San Emiliano	3.485.955,66 €	2.614.466,75 €	871.488,92 €
5	Emisario y EDAR en Torre del Bierzo	Torre del Bierzo	1.327.330,48 €	995.497,86 €	331.832,62 €
6	Plan de Optimización y diversificación energética en edificaciones públicas municipales	Municipios	7.821.701,26 €	5.866.275,95 €	1.955.425,32 €
7	Plan de Optimización energética Centros sociales	Municipios	500.100,00 €	375.075,00 €	125.025,00 €
8	Plan de Optimización energética para Institutos de Enseñanza Secundaria	Municipios	374.572,19 €	280.929,14 €	93.643,05 €
9	Centro tecnológico de la castaña, en Pobladura de las Regueras	Igüeña	437.959,50 €	328.469,63 €	109.489,88 €
10	Parque Industrial Bierzo Alto, 9ª fase: TOTALIDAD SECTOR 10-PARRAS	Bembibre	5.873.218,42 €	4.404.913,82 €	1.468.304,61 €
11	Urbanización Sector S-17 Polígono Industrial	La Robla	2.966.234,26 €	2.224.675,69 €	741.558,56 €
			55.547.117,06 €	41.660.337,79 €	13.886.779,26 €

Urgent plan of rehabilitation of mining areas in coal municipalities

An inventory has been prepared to estimate the necessary investments in environmental rehabilitation actions in areas of former coal exploitation in León and Palencia

These actions will be integrated in a cofinanced urgent rehabilitation plan, provided the end of coal exploitation in Spain at the end of 2018.



The Company for Mining Investigation and Exploration (SIEMCALSA) is a limited company participated by the Regional Government of Castilla y León, created to boost the mining development of the Region, focusing in minerals different from coal. Since its creation in **1988** SIEMCALSA has promoted new mining projects in the Region, and it also looks for investors both at the national and international markets.

Siemcalsa is in the origin of the new metal mining in Castilla y León: it investigated and found investors for the present tungsten mines of Los Santos and Barruecopardo, in Salamanca.

Siemcalsa also develops other interesting activities for the Region: it is a reference in the geomining knowledge of Castilla y León, through scientific publications, sectorial studies and collaborations with the officials of the Regional Government and the Universities of León, Salamanca and Oviedo.

<http://www.siemcalsa.com/>



FUNDACIÓN SANTA BÁRBARA



fundaciónsantabárbara



Who are we?

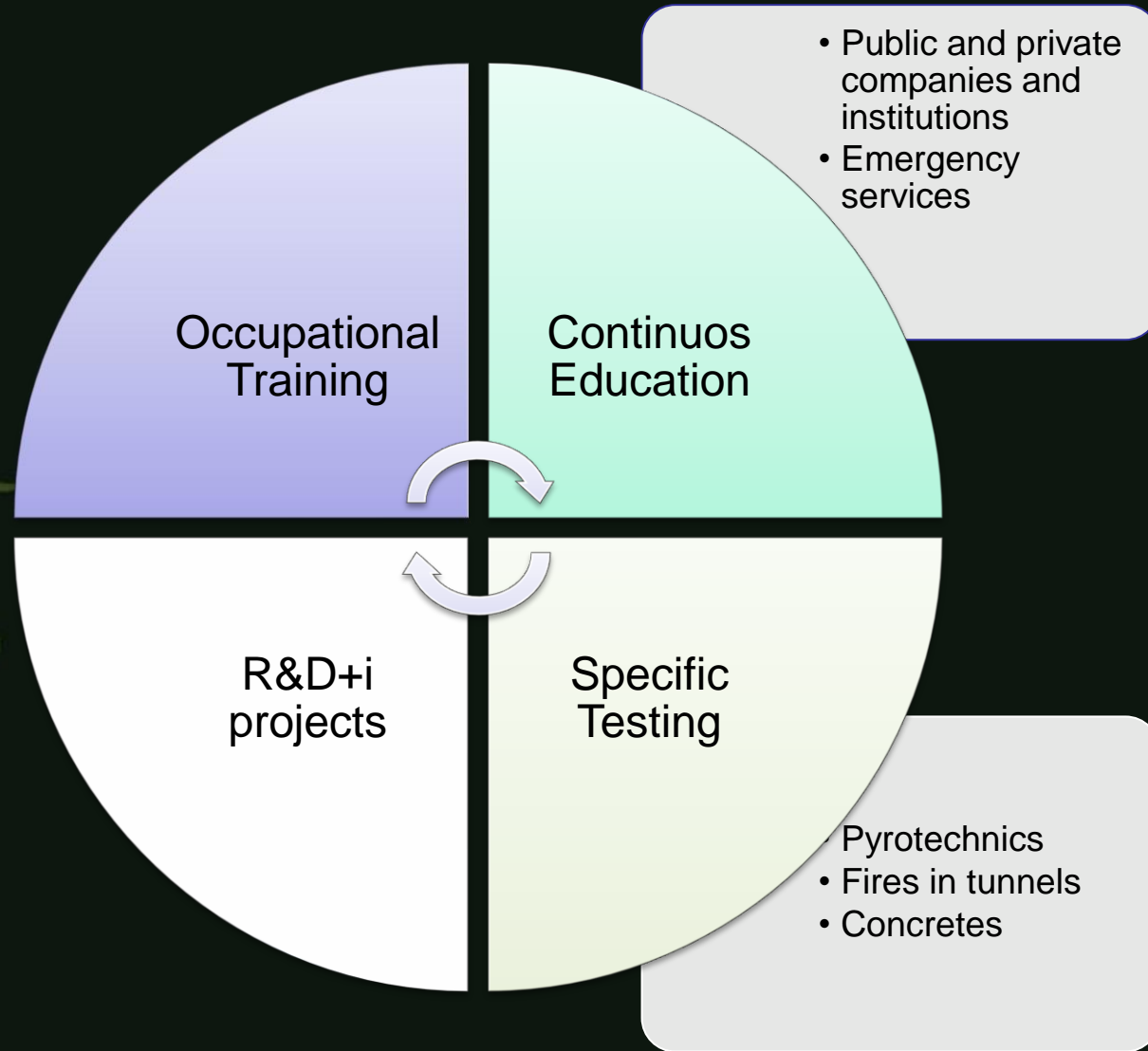


Fundación Santa Bárbara is a public Foundation attached to the Regional Government of Castilla y León, established on September 13th, 1989.

Fundación Santa Bárbara is an education and research consolidated entity, in the fields of mining, energy, construction, safety and civil protection.




ACTIVITY



EL BIERZO LABOUR COLLEGE

Located in the municipalities of Folgoso de La Ribera and Torre del Bierzo, the College has four areas of activity:

- Underground construction.
- Earth moving
- Electromechanics and Renewable Energies.
- Environment.





ELB

CS

CONSTRUCCIÓN SUBTERRÁNEA



UNDERGROUND CONSTRUCTION AREA



Underground Construction Area : TUNNELS



ELB

CS

CONSTRUCCIÓN SUBTERRÁNEA



Underground Construction Area : UNDERGROUND FIRE FIGHTING



- Fire fighting training
- Fire testing


ELB

CS

CONSTRUCCIÓN SUBTERRÁNEA



Underground construction area: MINE



ELB

CS

CONSTRUCCIÓN SUBTERRÁNEA



Underground construction area: COMPUTER SIMULATION



ELB

CS

CONSTRUCCIÓN SUBTERRÁNEA





**Junta de
Castilla y León**

Consejería de Economía y Hacienda



'FUTURE BARRUECOPARDO' TUNGSTEN MINE
(SALAMANCA)

Thank you