



Interreg

SLOVENIJA – AVSTRIJA SLOWENIEN – ÖSTERREICH

Evropska unija | Evropski sklad za regionalni razvoj
Europäische Union | Europäischer Fonds für regionale Entwicklung



Company overview

- ✕ Head office in Graz, 3 offices in Aut/Ger
- ✕ 35+ Workflow-Experts

Highlights & milestones

- ✕ Introduction of MOXIS, the eSignature-solution, in 2013 and xIDENTITY in 2015
- ✕ Co-owner of the eIDAS-compliant Trustcenter A-Trust
- ✕ 100+ leading customers

Assorted customers

voestalpine
ONE STEP AHEAD.



GETINGE



karriere.at



Electronic signatures

✕ Definition:

✕ data in electronic form which is attached to or logically associated with other data in electronic form and which is used by the signatory to sign

✕ What does that mean?

✕ Authenticity + Integrity

✕ Example

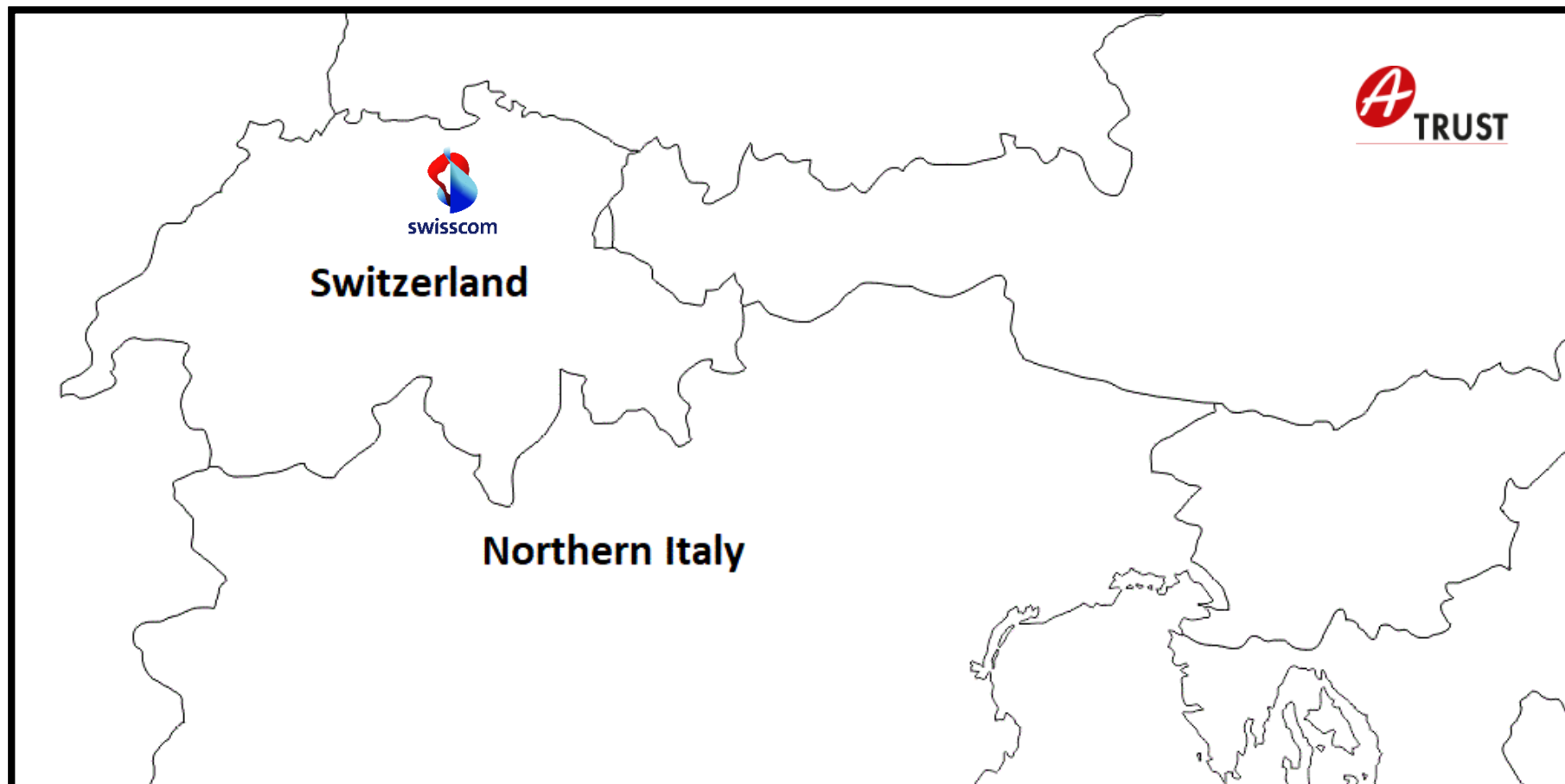
Electronic signatures

- ✗ Simple, advanced and qualified electronic signatures
 - ✗ legally corresponding to a handwritten signature
- ✗ Based on qualified certificates (= „electronic ID-document“) issued by Trust Service Providers
 - ✗ e.g. A-Trust
 - ✗ „Handysignatur“ (remote signature)

Project area



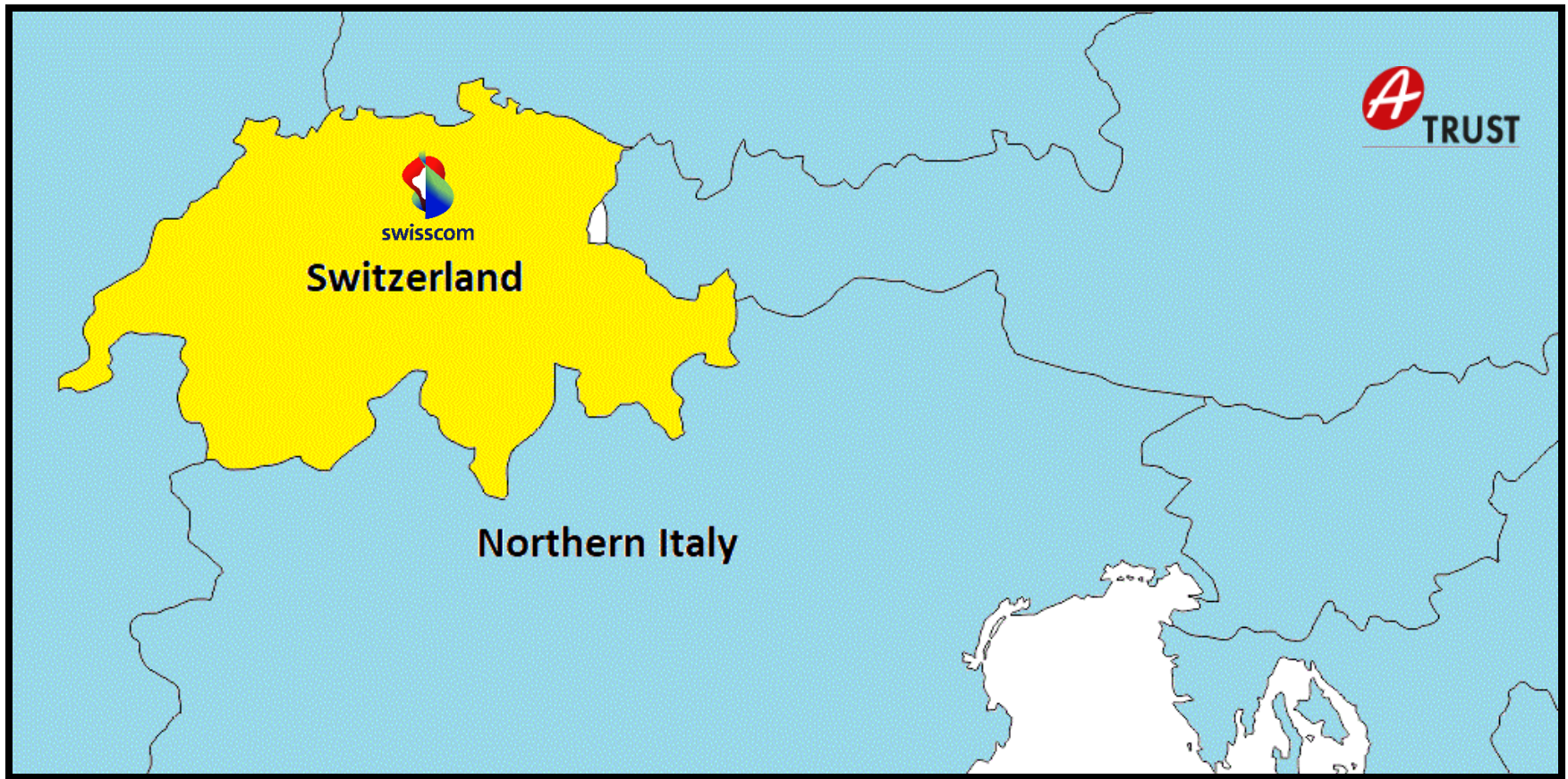
Interreg 
SLOVENIJA – AVSTRIJA
SLOWENIEN – ÖSTERREICH
Evropska unija | Evropski sklad za regionalni razvoj
Europäische Union | Europäischer Fonds für regionale Entwicklung



eIDAS-Regulation (EU) vs ZertES (Switzerland)



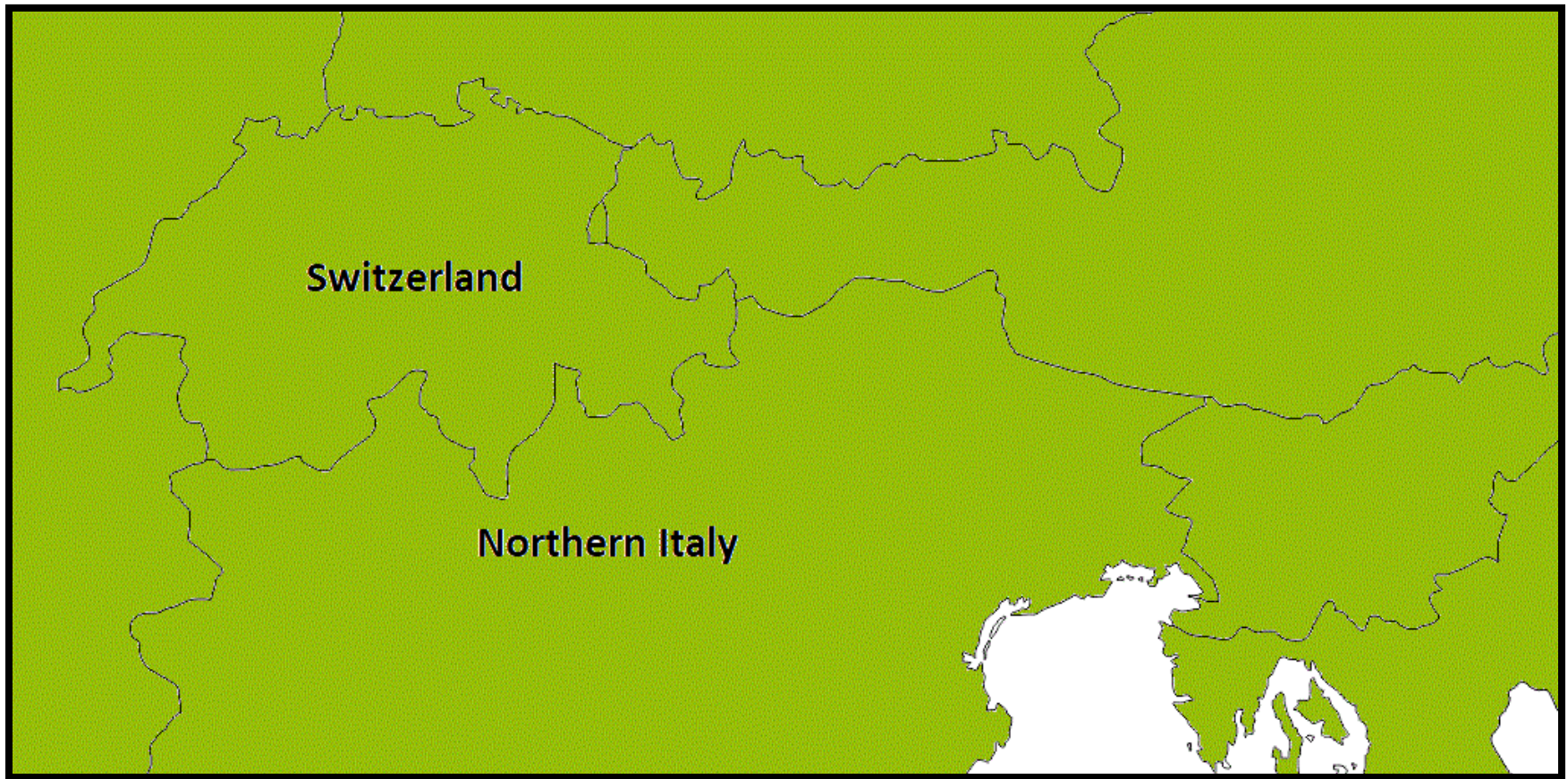
Interreg 
SLOVENIJA – AVSTRIJA
SLOWENIEN – ÖSTERREICH
Evropska unija | Evropski sklad za regionalni razvoj
Europäische Union | Europäischer Fonds für regionale Entwicklung



MOXIS-covered areas



Interreg 
SLOVENIJA - AVSTRIJA
SLOWENIEN - ÖSTERREICH
Evropska unija | Evropski sklad za regionalni razvoj
Europäische Union | Europäischer Fonds für regionale Entwicklung



Example process



Settings

- Account
- Signature profiles
- Approval profiles
- Signature type**
- Notification
- Edit representatives
- Edit observer
- Manage templates
- Cloud services
- About MOXIS
- xIDENTITY

Signature type

Configure your signature types for the signature folder here:

Mobile signature

Swisscom

Given-name: *

Surname: *

Email *

Phone-number: *

Country-code: *

Verify and save

Verified


Serial-number: SAS011jlu4fxt5o

Signature decrees:

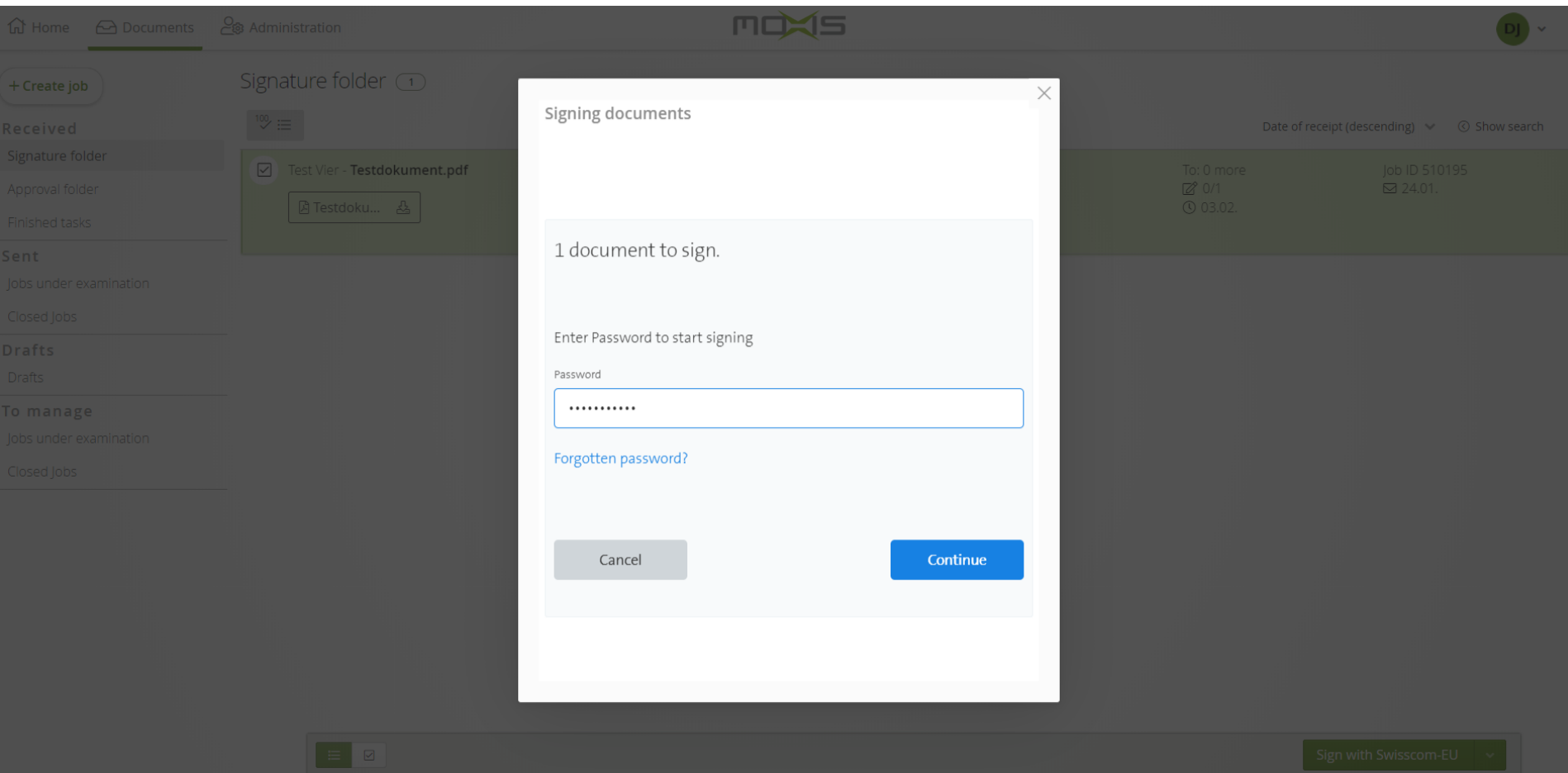
☒ CH (ZertES) ☒ EU (EIDAS)

☒ Active

Define your preferred signature type here:

Swisscom EU 

Example process



The screenshot displays the MOXIS web application interface. A modal window titled "Signing documents" is centered on the screen, prompting the user to sign a document. The background interface includes a navigation menu on the left with sections like "Received", "Sent", "Drafts", and "To manage". The main content area shows a "Signature folder" with a document named "Test Vier - Testdokument.pdf". On the right, there are filters for "Date of receipt (descending)" and "Show search", along with summary statistics: "To: 0 more", "0/1", "03.02.", "Job ID: S10195", and "24.01.". At the bottom right, a button labeled "Sign with Swisscom-EU" is visible.

Signing documents

1 document to sign.

Enter Password to start signing

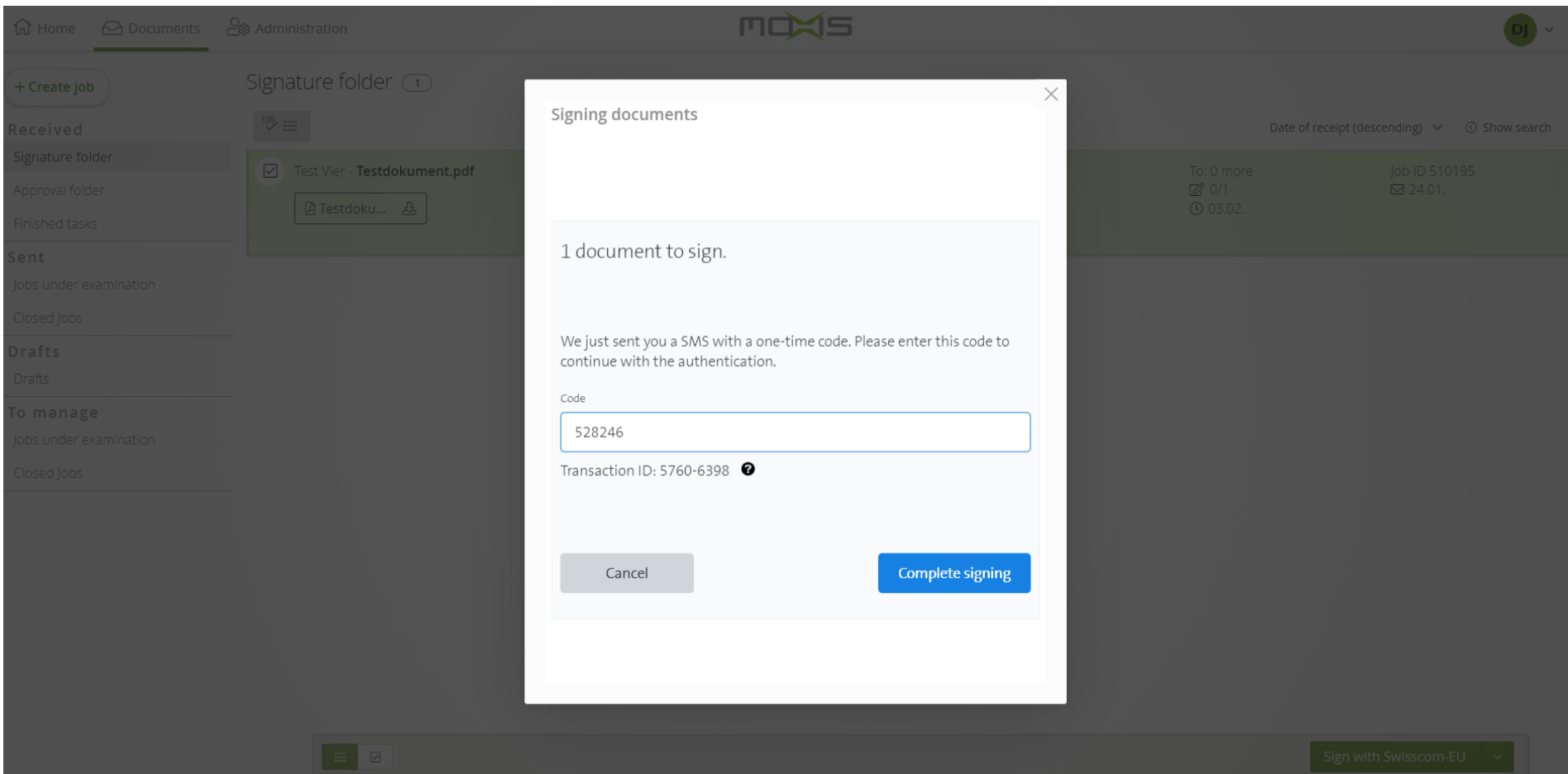
Password

.....

[Forgotten password?](#)

Cancel Continue

Example process

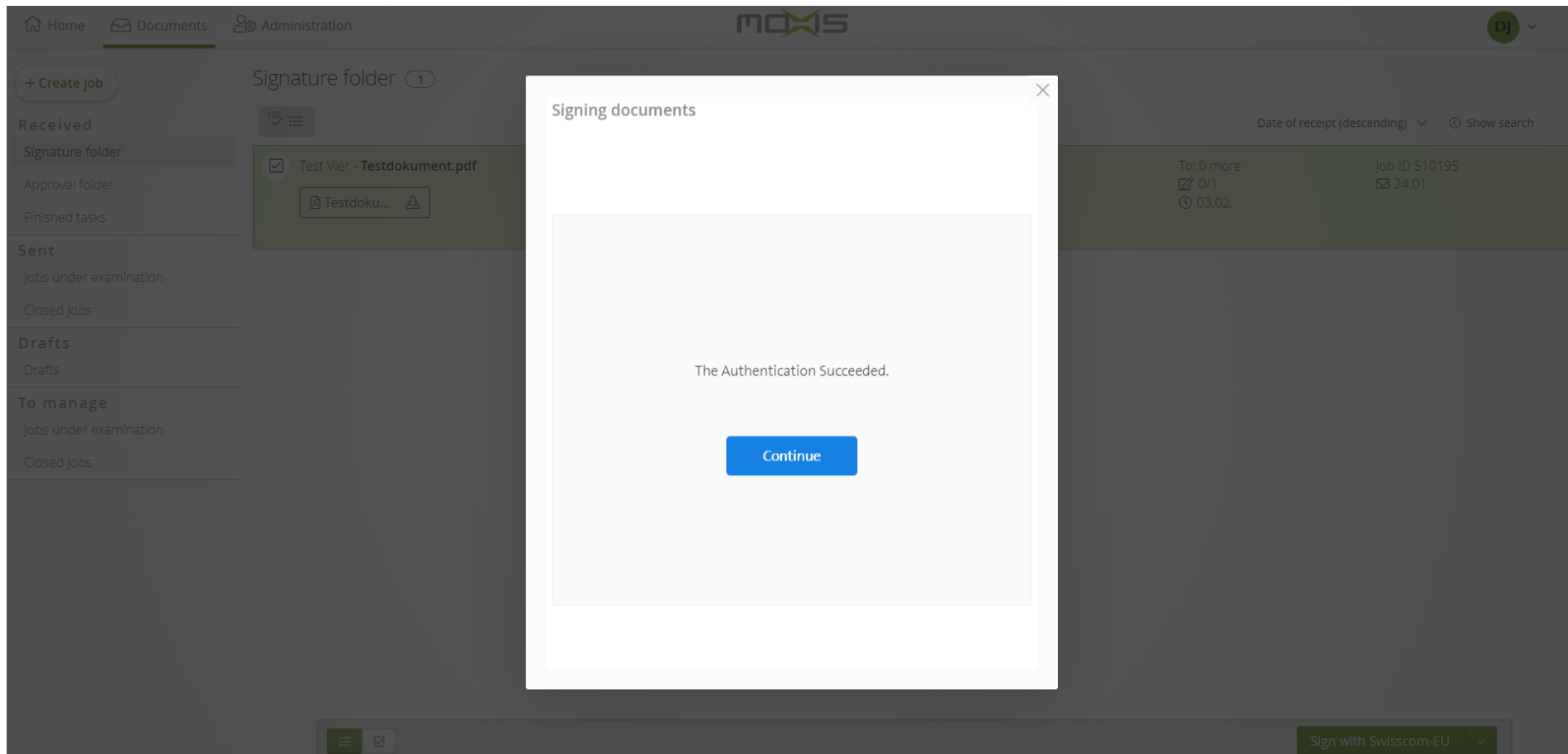


The screenshot displays the MOXIS application interface. A modal window titled "Signing documents" is centered on the screen. The modal contains the following text and elements:

- Header: "Signing documents" with a close button (X).
- Message: "1 document to sign."
- Instruction: "We just sent you a SMS with a one-time code. Please enter this code to continue with the authentication."
- Form: A text input field labeled "Code" containing the value "528246".
- Text: "Transaction ID: 5760-6398" with a help icon (question mark).
- Buttons: "Cancel" and "Complete signing".

The background interface shows a sidebar with navigation options: Home, Documents, and Administration. The main area displays a "Signature folder" with a list of documents, including "Test Vier - Testdokument.pdf". The top right corner shows a user profile icon labeled "DJ".

Example process



The screenshot displays the MOXIS web application interface. The top navigation bar includes 'Home', 'Documents', and 'Administration' tabs. A sidebar on the left contains a '+ Create job' button and sections for 'Received' (Signature folder, Approval folder, Finished tasks), 'Sent' (Jobs under examination, Closed Jobs), 'Drafts' (Drafts), and 'To manage' (Jobs under examination, Closed Jobs). The main content area shows a 'Signature folder' with a list of documents, including 'Test Vier - Testdokument.pdf'. A modal window titled 'Signing documents' is open in the center, displaying the message 'The Authentication Succeeded.' and a blue 'Continue' button. The right sidebar shows a table with columns for 'Date of receipt (descending)' and 'Show search', with data for 'To: 0 more', 'Job ID 510195', and '24.01.'. The bottom right corner features a 'Sign with Swisscom-EU' button.



10:35
Milano



10:35 | SIGNED



10:35
Paris



10:35
Zürich



10:35
Graz

